

SLIM ART DECO STEEL LOOKING

ALUMINIUM DOORS



HERITAGE ALITHERM


Black 'steel' looking doors are currently all the rage! Alitherm Heritage doors feature super slim sightlines and attractive contours making them the ideal solution for heritage buildings from the mechanisation period as well as modern homes driven by the latest art deco interior design trend!

The doors are a modern take on the Victorian industrial style distinguished by slim midrails and can be matched with internal doors and dividers to complete a look that is distinctive and very chic.

ALUMINIUM THERMAL BREAK

Our aluminium profiles utilise our long-standing extruder's innovative polyamide thermal break technology which creates a barrier between the cold air outside and the warm air inside.

This technology significantly reduces thermal transmittance and enhances the overall u-value of the doors.



SLIM PROFILE

- Typical Sightline 59mm
- Frame Depth 47mm
- Horizontal Bar 48mm
- Vertical Bar 25mm


Halmers End, Coaley, Dursley, Gloucestershire, GL11 5DT
Telephone: 01453 890 720
Email: info@shirewindowsolutions.co.uk
www.shirewindowsolutions.co.uk

Shire
WINDOW
SOLUTIONS

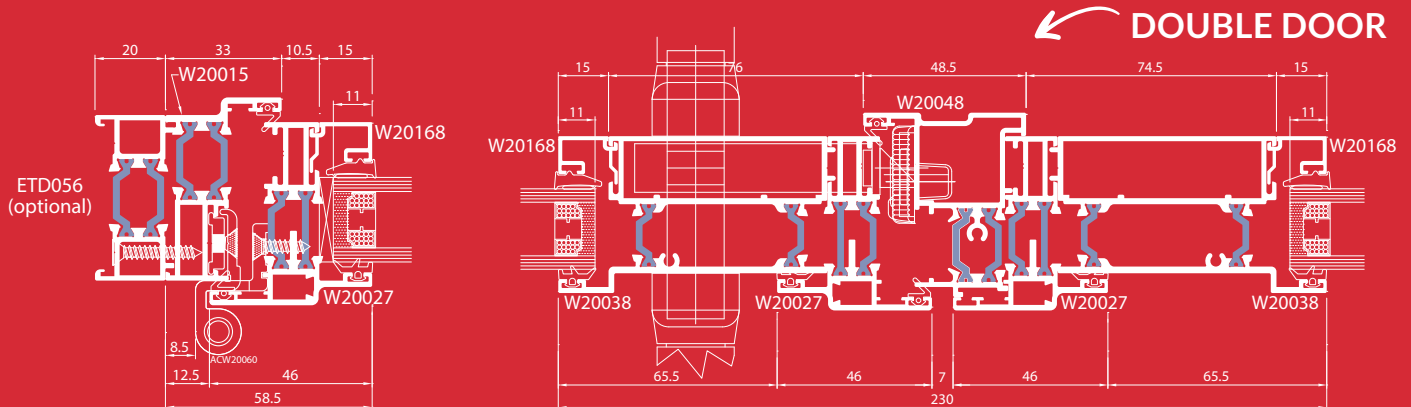


HARDWARE

Our doors are available with a full suite of handle options including our classic levered handle in 5 different finishes or you have the option to upgrade to either one of our two beautiful Art Deco handles synonymous with Victorian styles.



HORIZONTAL SECTIONS THROUGH LOCK



Max Width	Max Height	Glazing	Typical Sightlines	Frame Depth	U-value / Energy	Air	Water	Wind
900mm per sash	2155mm	28mm Double / Triple	59mm	47mm	1.5 - 1.6 ('C' DSER)	Class 4	Class 3A (open in) / 8A (open out)	Class B3

Halmers End, Coaley, Dursley, Gloucestershire, GL11 5DT
 Telephone: 01453 890 720
 Email: info@shirewindowsolutions.co.uk
www.shirewindowsolutions.co.uk

